




## APPLICATION ACTIVITY





Apply hard spirial arched upholstery surface .





Application stages	Suggestions
<p>➤ Preapare colons.</p> 	<p>➤ Cut colon height to furniture frame.</p>
<p>➤ Prepare spirial arches .</p> 	<p>➤ Choose arches according to size of upholstery and apply raw process. .</p>
<p>➤ Prepare lining material .</p> 	<p>➤ Cut lining cloth by leaving necessary extras of fabric .</p>





➤ Tie colons to furniture frame






➤ Attach colons with staple or nais with furniture frames tensely.

<p>➤ Tie arches to colons with string .</p> 	<p>➤ Pay attention the condition of ropes and attaching arches with knots in binding stage.</p>
<p>➤ Spread lining cloth on arches.</p> 	<p>➤ Attach lining material furniture frame and arches</p>
<p>➤ Spread lining cloth under the upholstery .</p> 	<p>➤ Choose lining cloth in accordance to upholstery. .</p>
<p>➤ Fix stuffing material.</p> 	<p>➤ Fix stuffing material to upholstery not to slide.</p>

<p>➤ Place stuffing materil to upholstery balanced</p> 	<p>➤ Provide balanced distribution of stuffing material to upholstery.</p>
<p>➤ Control the measurement and the shape.</p> 	<p>➤ Control the height and shape of upholstery.</p>
<p>➤ Preapare face material.</p> 	<p>➤ Choose lining cloth according to stuffing material.</p>
<p>➤ Fix lining material. .</p> 	<p>➤ Fix linig material tensely.</p>

<p>➤ Prepare fiber. .</p> 	<p>➤ Cut fiber according to furniture frame.</p>
<p>➤ Attach fiber by placing .</p> 	<p>➤ Attach fiber straightly and firmly.</p>
<p>➤ Prepare face fabric.</p> 	<p>➤ Cut lining cloth by leaving necessary extras of fabric .</p>
<p>➤ Attach fabric tensely.</p> 	<p>➤ Fix with staples and nails.</p>
<p>➤ Clean fabric' extras by cutting.</p>	<p>➤ Clean fabric' extras with utility knife or scissors.</p>

	
<p>➤ Cover fabric' endings with lanes or hobnail.</p> 	<p>➤ Provide covering and straightness of fabric.</p>
<p>➤ Control the measurement and shape.</p> 	<p>➤ Control the measurement and shape of upholstery.</p>