

4.2. Materials of upholstery

We use lots of materials in upholstery construction and furniture frames.

➤ Upholstery hammer

Hammers used in upholstery is called upholstery hammer. The cleft side ones is used in ripping nails.



Picture 3.25: Upholstery hammer

➤ Colon tensioner

It provides fixing stretched colons to furniture frames .The nailed side is passed to the colon andthe rubbered side is seated to the frame and stretching process is completed .



Picture 3.26: Colon tensioner

➤ Plier

It is used in various cutting and bending of arch and pilling the nails.



Picture 3.27: Pliers

➤ **Awl**


It is used in adjustment of stuffing materials and different branding works.



Picture 1.28: Awl

➤ **Wire staple gadget**

It is used in sticking upholstery tools in the conditions which has no installment of air and electric. U shaped staple nails are used with this gadget. It achieves the simple nailing works with not being tough and used determining of various fabrics, lining cloths, and artificial rubbers works. It is not suitable for sticking tough materials.



Picture 3.29: Wire staple gadget

➤ **Scissor**

It is used in the cutting of different materials of upholstery and fabrics. There is different size and structure of edge.




Picture 3.30: Fabric and wire scissors

➤ **Types of needles**

These are different needles which is used in any upholstery sewing .

➤ **Crooked needles**

It is used in different hand sewing and simplifies the sewing with crooked shape.



Picture 3.31: Crooked needles

➤ **Two pointed needles**

Sharp and long pointed needles have holes which is beneficial to threading and used in based sewing of upholstery materials and buttons.



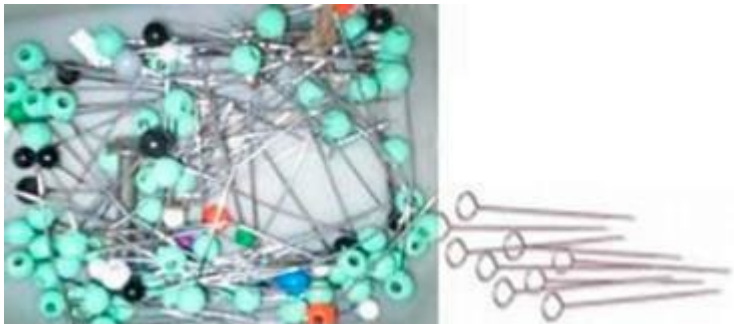
Picture 3.32: Two pointed needle

➤ **Backstitch needle**

They provide easy sewing after the cutting of face covering materials in the machines. They have different types.



Picture 3.33: Straight backstitch needle



Picture 3.34: Bison needles

➤ **Clamp**

It is used in different pressing works which is produced cast iron and positioned on the bench.



Picture 3.35: Clamp

➤ **Button kit**

It is the tool that used covering various metal buttons with fabric.



Picture 3.36: Metal buttons



Picture 3.37: Button and capsule kit