




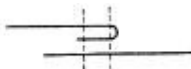
4.1. Definition of sewing and symbols used in sewing

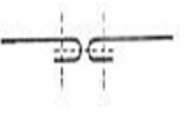
Sewing: It is the process of creating a loop sequence by passing the single layer or multi-layer fabrics with the help of yarn by way of or between the fabrics. If the merge process is being done temporarily, it gets the name of the tacking. The sewing step is a unit of the seam line formed by the yarn or loops seen on the fabric. It is expressed by symbols according to place of use of stitches.


➤  End-to-end positioning of two pieces of fabric

➤  Overlapping sewn of opposite edges


➤  Simple stitching, inner stitching (sewing extensions folded inwards)

➤  Edge stitch, foot stitch

➤  After the joint stitching, (from the edges of the two sides) double seam

➤  After joining the seam, (stitching in the same direction) stitching

 Double press stitching

 Sealing stitch by placing a separate piece between two edges